

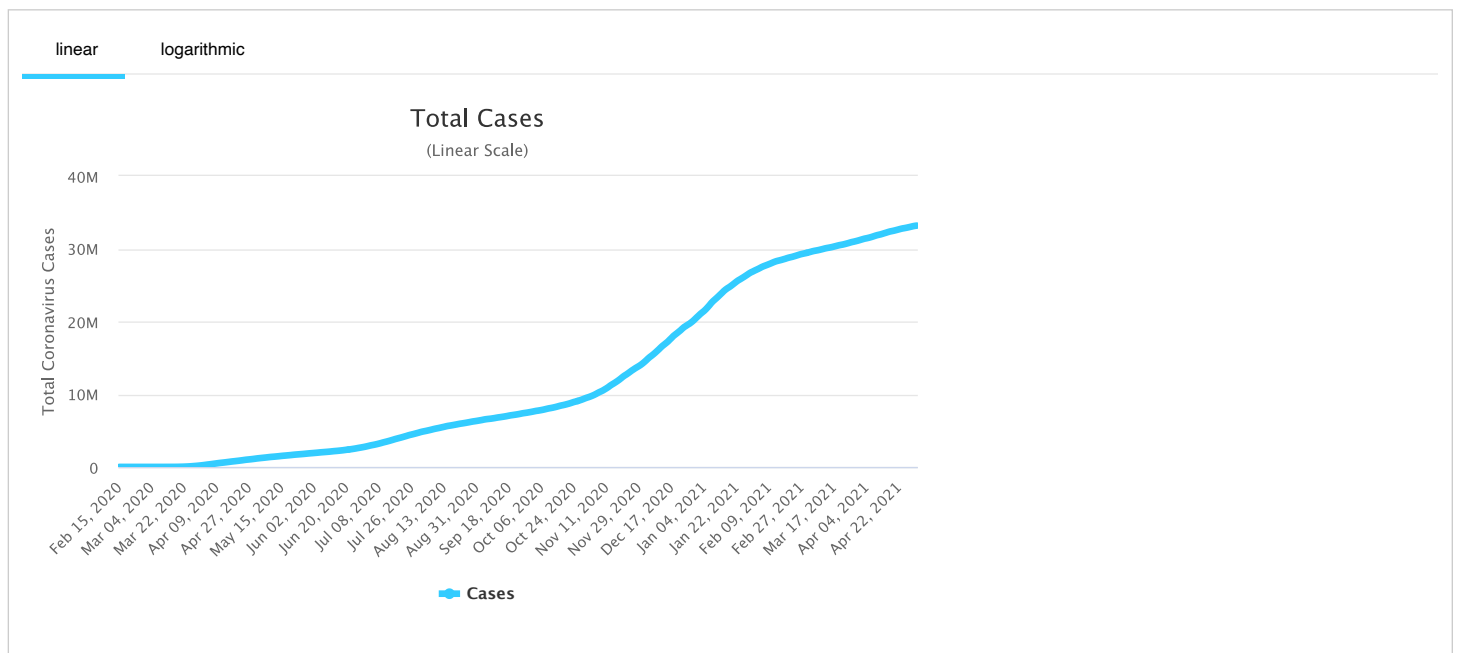
#	USA State ↕	Total Cases ↕	New Cases ↕	Total Deaths ↕	New Deaths ↕	Total Recovered ↕	Active Cases ↕	Tot Cases/ 1M pop ↕	Deaths/ 1M pop ↕	Total Tests
	USA Total	33,180,441		591,062		25,823,800	6,765,579	100,242	1,786	448,9
1	California (/coronavirus/usa/california/)	3,745,486		61,926		1,993,108	1,690,452	94,793	1,567	60,5
2	Texas (/coronavirus/usa/texas/)	2,901,996		50,536		2,761,113	90,347	100,083	1,743	28,5
3	Florida (/coronavirus/usa/florida/)	2,242,778		35,269		1,805,359	402,150	104,423	1,642	27,4
4	New York (/coronavirus/usa/new-york/)	2,102,272		52,616		1,504,008	545,648	108,066	2,705	51,6
5	Illinois (/coronavirus/usa/illinois/)	1,339,728		24,358		1,215,780	99,590	105,725	1,922	22,8
6	Pennsylvania (/coronavirus/usa/pennsylvania/)	1,161,184		26,385		1,027,153	107,646	90,703	2,061	13,0
7	Georgia (/coronavirus/usa/georgia/)	1,102,789		20,212		920,108	162,469	103,866	1,904	8,8

#	USA State	Total Cases	New Cases	Total Deaths	New Deaths	Total Recovered	Active Cases	Tot Cases/ 1M pop	Deaths/ 1M pop	Total Tests
8	Ohio (/coronavirus/usa/ohio/)	1,075,004		19,284		1,022,662	33,058	91,966	1,650	12,4
9	New Jersey (/coronavirus/usa/new-jersey/)	1,000,010		25,600		781,536	192,874	112,586	2,882	13,5
10	North Carolina (/coronavirus/usa/north-carolina/)	969,752		12,651		924,490	32,611	92,462	1,206	12,4
11	Michigan (/coronavirus/usa/michigan/)	940,175		18,893		660,124	261,158	94,141	1,892	13,5
12	Arizona (/coronavirus/usa/arizona/)	863,927		17,344		826,964	19,619	118,692	2,383	4,7
13	Tennessee (/coronavirus/usa/tennessee/)	847,430		12,197		822,733	12,500	124,090	1,786	7,6
14	Indiana (/coronavirus/usa/indiana/)	722,646		13,349		684,463	24,834	107,341	1,983	9,8
15	Massachusetts (/coronavirus/usa/massachusetts/)	691,172		17,621		649,447	24,104	100,279	2,557	21,5
16	Virginia (/coronavirus/usa/virginia/)	661,314		10,791		54,717	595,806	77,478	1,264	9,2
17	Wisconsin (/coronavirus/usa/wisconsin/)	599,227		6,839		583,357	9,031	102,917	1,175	3,4
18	Missouri (/coronavirus/usa/missouri/)	586,664		9,387		518,405	58,872	95,588	1,529	6,9
19	South Carolina (/coronavirus/usa/south-carolina/)	580,273		9,520		N/A	N/A	112,703	1,849	7,4
20	Minnesota (/coronavirus/usa/minnesota/)	579,235		7,238		557,099	14,898	102,708	1,283	9,3
21	Alabama (/coronavirus/usa/alabama/)	528,597		10,913		335,669	182,015	107,807	2,226	2,6
22	Colorado (/coronavirus/usa/colorado/)	513,765		6,449		391,235	116,081	89,215	1,120	2,9
23	Louisiana (/coronavirus/usa/louisiana/)	458,581		10,382		N/A	N/A	98,645	2,233	7,0
24	Maryland (/coronavirus/usa/maryland/)	448,989		8,776		10,237	429,976	74,266	1,452	9,7
25	Oklahoma (/coronavirus/usa/oklahoma/)	448,305		6,788		431,154	10,363	113,295	1,715	4,0
26	Kentucky (/coronavirus/usa/kentucky/)	445,139		6,517		51,514	387,108	99,636	1,459	5,5
27	Washington (/coronavirus/usa/washington/)	407,052		5,563		191,723	209,766	53,455	731	6,5

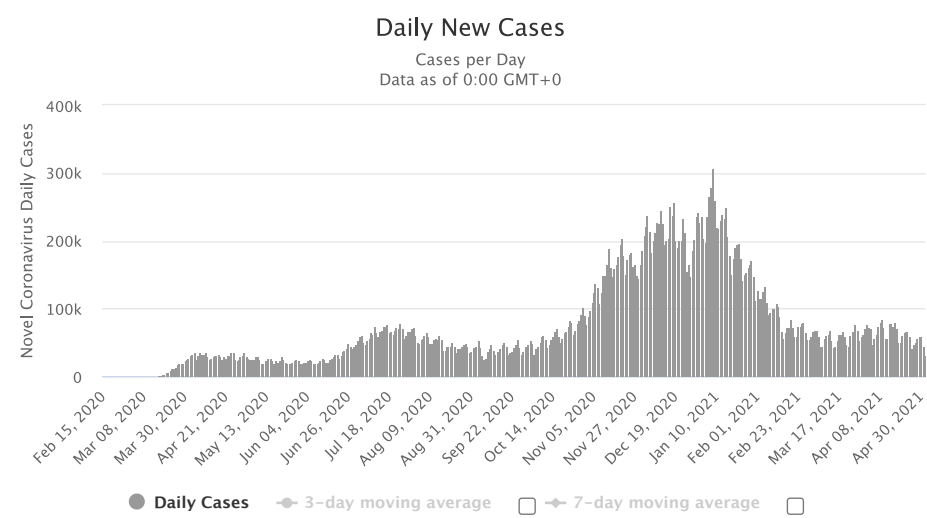
#	USA State	Total Cases	New Cases	Total Deaths	New Deaths	Total Recovered	Active Cases	Tot Cases/ 1M pop	Deaths/ 1M pop	Total Tests
28	Utah (/coronavirus/usa/utah/)	398,012		2,204		387,585	8,223	124,148	687	4,6
29	Iowa (/coronavirus/usa/iowa/)	395,211		5,959		347,964	41,288	125,262	1,889	4,8
30	Connecticut (/coronavirus/usa/connecticut/)	339,233		8,097		297,163	33,973	95,149	2,271	8,6
31	Arkansas (/coronavirus/usa/arkansas/)	336,105		5,743		328,307	2,055	111,374	1,903	3,5
32	Nevada (/coronavirus/usa/nevada/)	315,438		5,464		292,539	17,435	102,410	1,774	3,1
33	Mississippi (/coronavirus/usa/mississippi/)	311,900		7,199		300,323	4,378	104,800	2,419	2,7
34	Kansas (/coronavirus/usa/kansas/)	309,214		5,000		298,688	5,526	106,138	1,716	1,3
35	Nebraska (/coronavirus/usa/nebraska/)	220,127		2,245		170,504	47,378	113,796	1,161	1,0
36	New Mexico (/coronavirus/usa/new-mexico/)	197,733		4,067		178,593	15,073	94,301	1,940	3,2
37	Idaho (/coronavirus/usa/idaho/)	187,656		2,046		107,255	78,355	105,008	1,145	1,2
38	Oregon (/coronavirus/usa/oregon/)	186,344		2,501		158,162	25,681	44,181	593	4,6
39	West Virginia (/coronavirus/usa/west-virginia/)	153,918		2,686		143,759	7,473	85,885	1,499	2,7
40	Rhode Island (/coronavirus/usa/rhode-island/)	148,186		2,671		8,909	136,606	139,882	2,521	4,0
41	South Dakota (/coronavirus/usa/south-dakota/)	122,660		1,967		119,069	1,624	138,652	2,223	4
42	Montana (/coronavirus/usa/montana/)	109,030		1,574		106,351	1,105	102,014	1,473	1,3
43	North Dakota (/coronavirus/usa/north-dakota/)	107,708		1,494		105,184	1,030	141,338	1,960	4
44	Delaware (/coronavirus/usa/delaware/)	104,909		1,626		94,750	8,533	107,736	1,670	6
45	New Hampshire (/coronavirus/usa/new-hampshire/)	95,377		1,305		91,830	2,242	70,145	960	2,1
46	Alaska (/coronavirus/usa/alaska/)	65,409		341		56,476	8,592	89,412	466	2,1
47	Maine (/coronavirus/usa/maine/)	61,847		789		N/A	N/A	46,010	587	2,4

#	USA State	Total Cases	New Cases	Total Deaths	New Deaths	Total Recovered	Active Cases	Tot Cases/1M pop	Deaths/1M pop	Total Tests
48	Wyoming (/coronavirus/usa/wyoming/)	58,142		707		56,955	480	100,460	1,222	7
49	District Of Columbia (/coronavirus/usa/district-of-columbia/)	47,855		1,106		33,849	12,900	67,807	1,567	1,5
50	Hawaii (/coronavirus/usa/hawaii/)	32,580		483		N/A	N/A	23,011	341	1,4
51	Vermont (/coronavirus/usa/vermont/)	23,126		247		20,493	2,386	37,062	396	1,5
52	Puerto Rico	249,468		2,313		107,729	139,426	73,656	683	4
53	Guam	7,981		136		7,739	106			1
54	United States Virgin Islands	3,138		27		3,049	62			1
55	Northern Mariana Islands	168		2		N/A	N/A			
56	American Samoa	4				3	1			
57	US Military	287,962		346		272,934	14,682			
58	Veteran Affairs	255,283		11,788		239,478	4,017			3,4
59	Federal Prisons	54,548		237		52,812	1,499			1
60	Navajo Nation	30,508		1,281		16,574	12,653			2
61	Grand Princess Ship	122		7		115	0			
62	Wuhan Repatriated	3				3	0			
63	Diamond Princess Ship	46				46	0			
	Total:	33,180,441		591,062		25,823,800	6,765,579	100,242	1,786	448,9

Total Coronavirus Cases in the United States

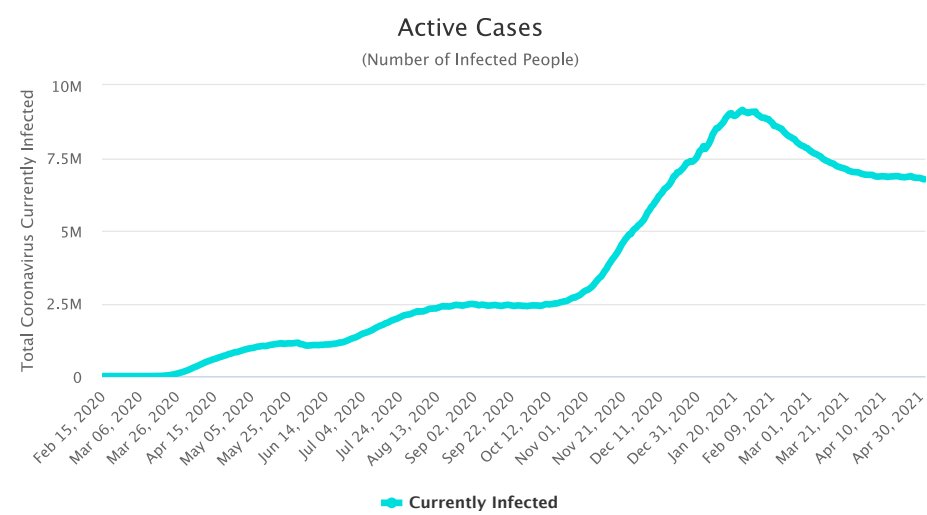


Daily New Cases in the United States



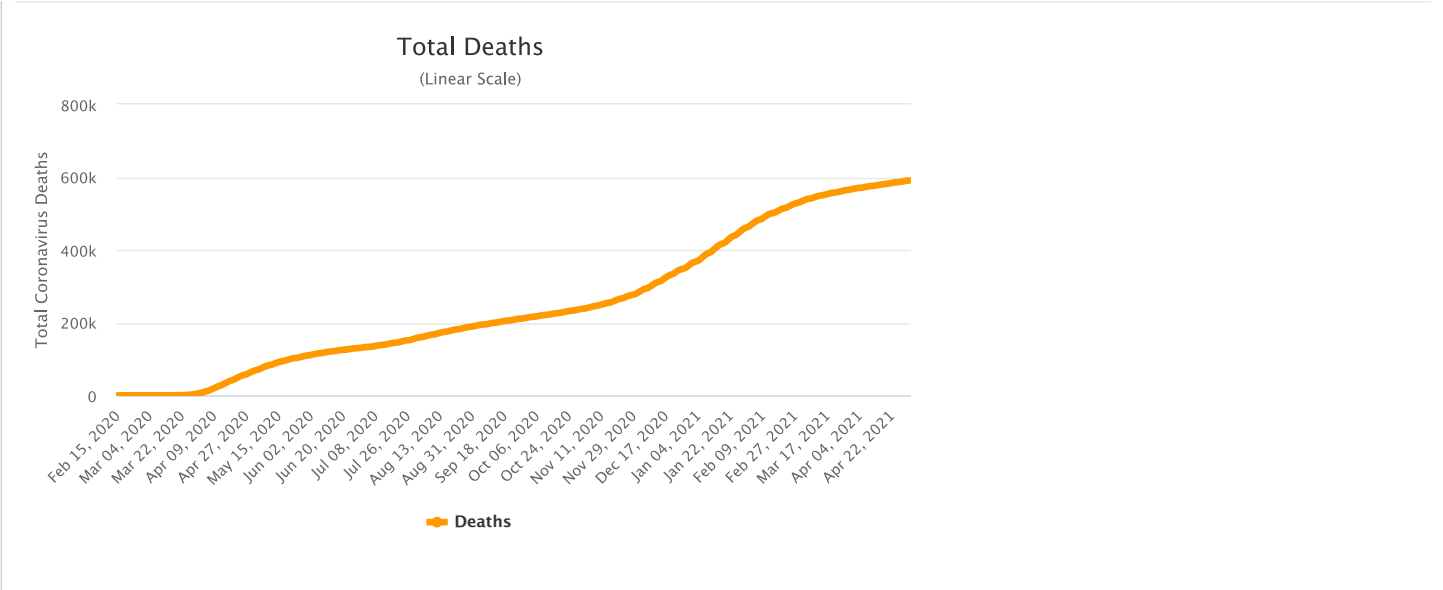
See also: [Daily Deaths Graph](#)

Active Cases in the United States

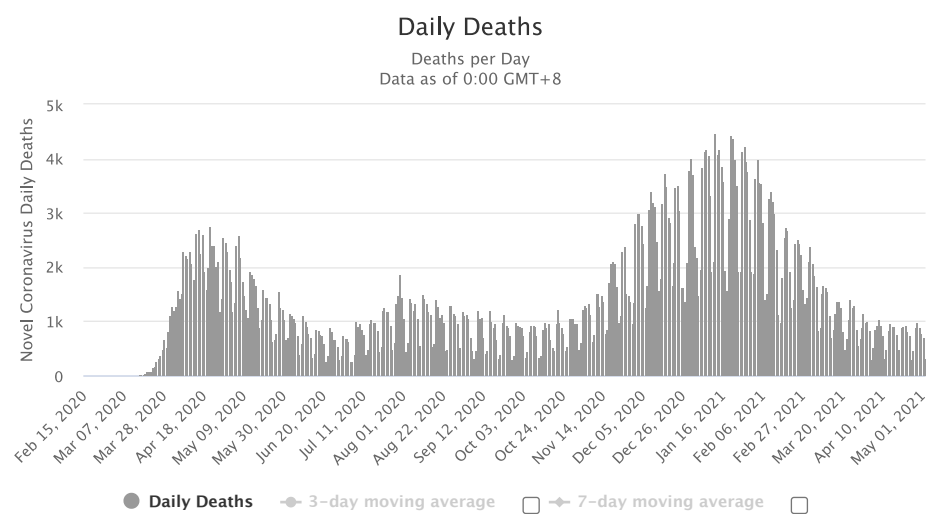


Total Coronavirus Deaths in the United States





Daily New Deaths in the United States



See also: [Daily Cases Graph](#)

Latest News

May 2 (GMT)

Updates

- 30,701 new cases and 312 new deaths in [the United States \(/coronavirus/country/us/\)](#)

May 1

April 30

April 29

April 28

April 27

May 14

May 8

Historical account of the initial stages of the epidemic in the United States

Content:

- First 20 cases in the United States
- Progression of first suspected cases
- Timeline of initial events
- Sources for the historical account

First 20 cases in the United States

Information collected on the first 20 domestic cases (not including repatriated cases and Diamond Princess cruise ship evacuee cases) is presented in the table below:

State	Cases	Sex	Age	Date	Case #	Location	Source
Oregon	1			Feb. 29	17 th	Washington C.	
Washington	2			Feb. 29	18, 19 th		
	1	M	30s	Jan. 21	1 st	Snohomish	[7]
Illinois	1			Mar. 1	20 th		
	1	M	60s	Jan. 30	6 th	Chicago	[12]
	1	F	60s	Jan. 24	2 nd	Chicago	[8]
California	2	unkn.	unkn.	Jan. 26	3 rd , 4 th	Orange C., L.A.	[9]
	1	M	adult	Jan. 31	7 th	Santa Clara C.	[17][18]
	1	F	unkn.	Feb. 2	9 th	Santa Clara C.	
	1	M	57	Feb. 2	10 th	San Benito C.	
	1	F	57	Feb. 2	11 th	San Benito C.	
	1		65	Feb. 28	16 th	Santa Clara C.	
	1			Feb. 21	13 th	Humboldt C.	
	1			Feb. 21	14 th	Sacramento C.	
	1			Feb. 26	15 th	[Northern California]	
Massachusetts	1	M	20s	Feb. 1	8 th	Boston	[16]
Arizona	1	unkn.	student	Jan. 26	5 th	Maricopa County	
Wisconsin	1			Feb. 5	12 th	Madison	

Patients Under Investigation (PUI) in the United States

CDC in the early stages released information regarding the number of cases and people under investigation that was updated regularly on Mondays, Wednesdays, and Fridays. Below we provide the historical reports that we were able to gather in order to track the progression in the number of suspected cases and US states involved through time in the initial stages

As of Feb. 10:

<i>Number of U.S. States with PUI</i>	<i>36</i>
Positive	12
Negative	318
Pending (specimens awaiting testing)	68
TOTAL	398

As of Feb. 7:

<i>Number of U.S. States with PUI</i>	<i>36</i>
Positive	12
Negative	225
Pending (specimens awaiting testing)	100
TOTAL	337

As of Feb. 5:

<i>Number of U.S. States with PUI</i>	<i>36</i>
Positive	11
Negative	206
Pending (specimens awaiting testing)	76
TOTAL	293

As of Feb. 3:

<i>Number of U.S. States with PUI</i>	<i>36</i>
Positive	11
Negative	167
Pending (specimens awaiting testing)	82
TOTAL	260

As of January 31:




<i>Number of U.S. States with PUI</i>	<i>36</i>
Positive	6
Negative	114
Pending (specimens awaiting testing)	121
TOTAL	241

Previously, as of January 29, there were 92 suspected cases awaiting testing.

<i>Number of U.S. States with PUI</i>	<i>36</i>
Positive	5
Negative	68

Number of U.S. States with PUI	36
Positive	5
Pending (specimens awaiting testing)	92
TOTAL	165

Timeline of Events

-  On January 31, HHS declared Coronavirus a Public Health Emergency in the US (<https://www.hhs.gov/about/news/2020/01/31/secretary-azar-declares-public-health-emergency-us-2019-novel-coronavirus.html>)
As of Jan. 31, the Wuhan coronavirus is officially a public health emergency in the United States, Alex Azar, secretary of the US Department of Health and Human Services (HHS), announced at a White House press briefing.
-  On Jan. 31, the U.S. Centers for Disease Control and Prevention (CDC) **issued a federal quarantine for 14 days** affecting the 195 American evacuees from Wuhan, China. Starting Sunday, Feb. 2, U.S. citizens, permanent residents and immediate family who have visited China's Hubei province will undergo a **mandatory 14 days quarantine** and, if they have visited other parts of China, they would be screened at airports and asked to self-quarantine for 14 days. The last time the CDC had issued a quarantine was over 50 years ago in the 1960s, for smallpox.
-  President Donald Trump signed an order on Jan. 31 for the U.S. to **deny entry to foreign nationals who traveled to China** within the preceding two weeks, aside from the immediate family of U.S. citizens.
- On Jan. 30, the CDC had confirmed the **first case of person to person transmission in the U.S.:** ^[12] the husband of the Chicago, Illinois case who had returned from Wuhan, China on Jan. 13 and who tested positive for the virus on Jan. 24).
- CDC stated on Jan. 30 that "It is likely there will be more cases of 2019-nCoV reported in the U.S. in the coming days and weeks, including more person-to-person spread."^[12]
- The virus had been confirmed in **5 states**.
- On Jan. 31, **New York City** health officials vehemently denied the rumor regarding a coronavirus case in the city ^[13]. On Feb. 1, however, the city's health commissioner did report that there was a test being performed on a person under 40 who had returned from China, developed matching symptoms, and tested negative to the seasonal flu.
- **Most US patients had recently visited Wuhan.**
- All of the first five U.S. cases were described as **mild**.
- A study on the first US case of novel coronavirus detailed mild symptoms followed by pneumonia (https://www.cnn.com/2020/01/31/health/washington-coronavirus-study-nejm/index.html?utm_term=link&utm_medium=social&utm_content=2020-02-01T00)

U.S. Airlines suspended ALL flights between the U.S. and China

On Friday, January 31, Delta, American and United announced they would temporarily suspend all of their mainland China flights in response to the coronavirus outbreak.^[14]

Prior to this January 31 announcement:

- **UNITED AIRLINES**
on Jan. 28 had announced it would cut 24 flights between the U.S. and China for the first week of February.
- **AMERICAN AIRLINES**
on Jan. 29 had announced it would suspend flights from Los Angeles to Shanghai and Beijing from Feb. 9 through March 27, 2020. It will maintain its flight schedules (10 daily A/R) from Dallas-Fort Worth to Shanghai and Beijing, as well as from Los Angeles and Dallas-Fort Worth to Hong Kong.
- **DELTA**
had not adjusted its schedule of direct flights from the U.S. to China. It is the only airline with direct flights to not take action so far.

The White House was considering issuing a ban on flights between the United States and China, as of late Jan. 28^[11]. Italy has announced on January 31 that it was suspending all flights to and from China following the first 2 cases of coronavirus in Italy.

Travel Alert: Do Not Travel to China

- The U.S. State Department on January 30 issued a **Level 4: Do Not Travel to China Alert** (<https://travel.state.gov/content/travel/en/traveladvisories/traveladvisories/china-travel-advisory.html>) ^[4] (the highest level of alert).

- Previously, on January 29, the advisory was set at a lower "Level 3: Reconsider Travel" advising not to travel to Hubei Province: (Level 4) and reconsider travel to the remainder of China (Level 3).
- The CDC on Jan. 28 issued a Level 3 Warning (<https://wwwnc.cdc.gov/travel/notices/warning/novel-coronavirus-china>), recommending that travelers **avoid all nonessential travel to China** ^[5].

Screening incoming passengers at 20 airports in the U.S.

On January 17, the CDC announced that 3 airports in the United States would begin screening incoming passengers from China: SFO, JFK, and LAX ^[6] Other 2 airports were added subsequently, and on January 28, the U.S. Department of Health and Human Services (HHS) announced that 15 additional U.S. airports (bringing the total to 20) would begin screening incoming travelers from China.

Below is the complete list of airports where screening for the 2019 Novel Coronavirus (2019-nCoV) is in place:

- Los Angeles International (LAX)
- San Francisco International (SFO)
- Chicago O'Hare
- New York JFK
- Atlanta Hartsfield-Jackson International
- Houston George Bush Intercontinental
- Dallas-Fort Worth International
- San Diego International
- Seattle-Tacoma International
- Honolulu International
- Anchorage Ted Stevens International
- Minneapolis-St. Paul International
- Detroit Metropolitan
- Miami International
- Washington Dulles International
- Philadelphia International
- Newark Liberty International
- Boston Logan International
- El Paso International
- Puerto Rico's San Juan Airport

Sources for the historical account

1. Novel Coronavirus (2019-nCoV) situation reports (<https://www.who.int/emergencies/diseases/novel-coronavirus-2019/situation-reports/>) - World Health Organization (<https://www.who.int/>) (WHO)
2. 2019 Novel Coronavirus (2019-nCoV) in the U.S (<https://www.cdc.gov/coronavirus/2019-ncov/cases-in-us.html>) -. U.S. Centers for Disease Control and Prevention (<https://www.cdc.gov/>) (CDC)
3. Symptoms of Novel Coronavirus (2019-nCoV) (<https://www.cdc.gov/coronavirus/2019-ncov/about/symptoms.html>) - CDC
4. China Travel Advisory (<https://travel.state.gov/content/travel/en/traveladvisories/traveladvisories/china-travel-advisory.html>) - U.S. State Department, accessed January 31, 2020.
5. Novel Coronavirus in China - Warning - Level 3, Avoid Nonessential Travel (<https://wwwnc.cdc.gov/travel/notices/warning/novel-coronavirus-china>) - CDC, January 28, 2020.
6. Public Health Screening to Begin at 3 U.S. Airports for 2019 Novel Coronavirus ("2019-nCoV") (<https://www.cdc.gov/media/releases/2020/p0117-coronavirus-screening.html>) - CDC January 17, 2020

7. First Travel-related Case of 2019 Novel Coronavirus Detected in United States (<https://www.cdc.gov/media/releases/2020/p0121-novel-coronavirus-travel-case.html>) - CDC, January 21, 2020
8. Second Travel-related Case of 2019 Novel Coronavirus Detected in United States (<https://www.cdc.gov/media/releases/2020/p0124-second-travel-coronavirus.html>) - CDC, January 24, 2020
9. CDC confirms additional cases of 2019 Novel Coronavirus in United States (<https://www.cdc.gov/media/releases/2020/s0126-coronavirus-new-cases.html>) - CDC, January 26, 2020
10. 2019 Novel Coronavirus (2019-nCoV) in the U.S. (<https://www.cdc.gov/coronavirus/2019-ncov/cases-in-us.html>) - CDC, Updated January 29, 2020
11. White House considers ban on flights to China amid coronavirus outbreak (<https://eu.usatoday.com/story/travel/news/2020/01/28/white-house-considers-ban-china-flights-amid-coronavirus-outbreak/4602839002/>) - USA Today, Jan. 28, 2020
12. CDC Confirms Person-to-Person Spread of New Coronavirus in the United States (<https://www.cdc.gov/media/releases/2020/p0130-coronavirus-spread.html>) - CDC Press Release, Jan. 30, 2020
13. NYC Officials Deny Report Of Coronavirus Amid Confusion (<https://www.forbes.com/sites/sergeiklebnikov/2020/01/31/nyc-officials-deny-report-of-coronavirus-amid-confusion/#351e47b5652c>) - Forbes, Jan. 31, 2020
14. Delta, American, United to suspend all China mainland flights as coronavirus crisis grows (<https://eu.usatoday.com/story/travel/2020/01/31/coronavirus-china-flight-ban-delta-cuts-all-flights-white-house/4620989002/>) - USA Today, Jan. 31, 2020
15. Secretary Azar Declares Public Health Emergency for United States for 2019 Novel Coronavirus (<https://www.hhs.gov/about/news/2020/01/31/secretary-azar-declares-public-health-emergency-us-2019-novel-coronavirus.html>) - U.S. Department of Health and Human Services (HHS), Jan. 31, 2020
16. Man returning from Wuhan, China is first case of 2019 Novel Coronavirus confirmed in Massachusetts (<https://www.mass.gov/news/man-returning-from-wuhan-china-is-first-case-of-2019-novel-coronavirus-confirmed-in>) - Massachusetts Department of Public Health, Feb. 1, 2020
17. County of Santa Clara Public Health Department Reports First Case of Novel (new) Coronavirus (<https://www.sccgov.org/sites/phd/news/Pages/novel-coronavirus-1-31-2020.aspx>) - Santa Clara County Public Health, Jan. 31, 2020
18. Coronavirus: First case confirmed in Santa Clara County (<https://www.mercurynews.com/2020/01/31/santa-clara-coronavirus/>) - Mercury News, Jan. 31, 2020

worldometer (/)

[about \(/about/\)](#) | [faq \(/faq/\)](#) | [languages \(/languages/\)](#) | [contact \(/contact/\)](#) | [report coronavirus cases \(/report_us/\)](#)



[\(/newsletter-subscribe/\)](#)



[\(/https://twitter.com/Worldometers\)](https://twitter.com/Worldometers)



[\(/https://www.facebook.com/Worldometers.info\)](https://www.facebook.com/Worldometers.info)